

# Trainings for all topics of your paper machine PapermakingAcademy





Table of contents

Foreword 3

Classroom

Paper technology for non-papermakers 5

Voith safety day 5

Operation manual handling 5

Spare parts ordering 6

LoopSpy 6

Automation 6

Wet end process 7

Headbox 7

Former 7

Press 8

NipcoFlex 8

Dryer section 8

Calender 9

Film coating (SpeedSizer) 9

Blase coating (DynaCoat) 9

Reel 10

Tail threading system 10

Winder VariFlex 10

Hands-On

ProSafe rescue 28

Hydraulic 28

Pneumatic 28

Headbox 29

Virtual Reality

Exploration winder 31

Safety training 31

QualiFlex sleeve exchange 31

Basket exchange 32

Winder slitler exchange 32

Winder guide roll exchange 32

Winder spreader roll exchange 33

E-Learning

Introduction to papermaking 12

Paper grades 12

Paper mill introduction 12

Overview stock preparation 13

Raw material handling 13

Refining 13

Pulping 14

Thickening 14

Cleaning 14

OCC systems 15

Screening 15

Dispersion 15

Flotation 16

Approach flow system overview 16

Winder 16

Automation overview 17

Scanner 17

Ash measurement 17

Nemesys sensors global parts 18

OnQ ModuleJet 18

OnQ ModuleNip 18

OnQ ModulePro 19

OnQ ModuleSteam 19

OnQ ModuleCoat 19

Cyber security 20

Wet end process 20

Headbox 20

Former 21

Press 22

Dryer section 22

Calender 23

Sizing & Coating 24

Film coating (SpeedSizer) 24

Blase coating (DynaCoat) 24

Reel 25

Tail threading system 25

Winder VariFlex 26

Glossary 34



PapermakingAcademy

PapermakingAcademy is our trainings portfolio for all topics throughout the paper machine lifecycle.

Voith is the leading provider of comprehensive expert training for the paper industry. With the PapermakingAcademy, we offer target group-specific training programs and courses that cover the entire life cycle of a paper machine and all system components. The learning contents are prepared in an application-oriented manner and assigned to the respective life cycle phase of a paper machine, so that customers can be individually advised and trained.

The aim of the PapermakingAcademy is to enable customers to operate and run their paper machine in the best possible way. At the same time, a faster takeover is achieved during startups. The PapermakingAcademy also supports papermakers in increasing the efficiency of their machine and raising it to the next performance level.





# Classroom

## Paper technology for non-papermakers

### Papermaking process

- After this course you will be able to
- explain the most essential processes of paper production
  - describe the different sections from stock preparation to winder

**Target group**  
Maintenance, Operator, Automation

**Training section**  
Paper production

★★  
Level 2



## Voith safety day

### Papermaking process

- After this course you will be able to
- identify sources of danger within a paper machine
  - recognize and actively avoid dangerous situations

**Target group**  
Automation

**Training section**  
Safety

★  
Level 1



## Operation manual handling

### General

- After this course you will be able to
- efficiently use the OnCare.eDoc platform to find needed information
  - navigate and use the printed operation manual

**Target group**  
Maintenance, Operator

**Training section**  
Paper production

★  
Level 1



# Spare parts ordering

## General

After this course you will be able to

- identify the right spare and wear parts
- order your identified product

Target group

Maintenance

Training section

Paper production



Level 1



Classroom

# LoopSpy

## General

After this course you will be able to

- explain the tool to display logical interlocks
- exercise the main tasks to assist a fast and efficient trouble-shooting

Target group

Maintenance, Operator, Automation

Training section

Paper production



Level 1



Classroom

# Automation

## General

After this course you will be able to

- describe the single automation components and products
- recall the main tasks of automation
- describe the influences of the paper production

Target group

Operator

Training section

Paper production



Level 2/3



Classroom

# Wet end process

## Papermaking process

After this course you will be able to

- explain the general technology of the wet end process
- recall the measures for safe operation

Target group

Operator

Training section

Paper production



Level 2



Classroom

# Headbox

## Papermaking process

After this course you will be able to

- explain the function of the dilution system
- describe the influences of the paper quality within the headbox
- analyse common problems in paper quality
- recall recommendations of troubleshooting
- recall measures for safe operation

Target group

Operator

Training section

Paper production



Level 3



Classroom

# Former

## Papermaking process

After this course you will be able to

- describe important paper properties like formation and two-sidedness
- analyse production disturbances
- excercise cleaning of the former section
- recall measures of safe operation and troubleshooting

Target group

Operator

Training section

Paper production



Level 3



Classroom



# Press

## Papermaking process

- After this course you will be able to
- describe the influences of the paper quality
  - analyse production disturbances
  - recall measures of safe operation and troubleshooting

**Target group**  
Operator

**Training section**  
Paper production



Level 3



Classroom

# NipcoFlex

## Papermaking process

- After this course you will be able to
- explain the function of the main components of the shoe press and their installation
  - decrive how the shoe press technology helps to meet the highest requirements in paper quality
  - exercise the main tasks of the press sleeve in combination with the NipcoFlex shoe press
  - reproduce the press sleeve change
  - describe the influences of the paper quality
  - analyse production disturbances
  - recall measures of safe operation and troubleshooting

**Target group**  
(Maintenance), Operator

**Training section**  
Paper production



Level 3



Classroom

# Dryer section

## Papermaking process

- After this course you will be able to
- explain the interaction with steam and condensate system
  - describe the influences of dryer section related air systems
  - analyse the influences of the used devices in the dryer section like moisturizer, stablizer, cleaning devices
  - analyse influences of the dryser section like evaporation rate, heating curve, heat transfer and moisture cross profile
  - recall recommendations of troubleshooting
  - recall measures for safe operation

**Target group**  
Operator

**Training section**  
Paper production



Level 3



Classroom

# Calender

## Papermaking process

- After this course you will be able to
- explain the calender specific heating and cooling system
  - describe the influences on the paper quality (roughness, gloss, profiles)
  - analyse production disturbances
  - recall measures of safe operation and troubleshooting

**Target group**  
Operator

**Training section**  
Paper production



Level 3



Classroom

# Film coating (SpeedSizer)

## Papermaking process

- After this course you will be able to
- explain the function of the main components of the coater section and their installation
  - explain where the parts are physically located in the machine
  - recall the main tasks in the coating section
  - use the application (starch, pigmenting or coating)
  - explain the operating windows and conditions
  - exercise adjustments of the coater parts and the settings during operation
  - exercise start and stop sequences for the chosen rod type
  - analyse production disturbances
  - recall measures of safe operation and troubleshooting

**Target group**  
Operator

**Training section**  
Paper production



Level 3



Classroom

# Blase coating (DynaCoat)

## Papermaking process

- After this course you will be able to
- explain the function of the main components of the coater section and their installation
  - explain where the parts are physically located in the machine
  - recall the main tasks in the coating section
  - use the application and explain the operating windows and conditions
  - exercise adjustments of the coater parts and the settings during operation
  - exercise start and stop sequences
  - analyse production disturbances
  - recall measures of safe operation and troubleshooting

**Target group**  
Operator

**Training section**  
Paper production



Level 3



Classroom



# Reel

## Papermaking process

- After this course you will be able to
- describe important paper properties like formation and two-sidedness
  - analyse production disturbances
  - interpret control system related to reeling technology
  - explain automation part system components as fail-safe position control, safety communication, interlocks and movements
  - describe the technology and winding parameters
  - analyse and optimize the RollMaster and its influence on winding quality
  - recall measures of safe operation and troubleshooting

**Target group**  
Operator

**Training section**  
Paper production

★ ★ ★  
Level 3

  
Classroom

# Tail threading system

## Papermaking process

- After this course you will be able to
- explain ropeless tail threading or in rope system
  - describe some common malfunctions and causes
  - exercise a smoothly tail threading
  - recall measures of safe operation and troubleshooting

**Target group**  
Operator

**Training section**  
Paper production

★ ★ ★  
Level 3

  
Classroom

# Winder VariFlex

## Papermaking process

- After this course you will be able to
- explain technology of winding
  - describe the winding parameters
  - describe the influences of the paper quality
  - explain FlyingSplice
  - analyse production disturbances
  - exercise control cabinets and panels
  - recall measures of safe operation and troubleshooting

**Target group**  
Operator

**Training section**  
Paper production

★ ★ ★  
Level 3

  
Classroom



# E-Learning



# Introduction to papermaking

## Papermaking process

After this course you will be able to

- understand the principles of papermaking

**Target group**  
Maintenance, Operator, Automation

**Training section**  
Paper production

  
Level 1

  
E-Learning

# Paper grades

## Papermaking process

After this course you will be able to

- identify paper and board grades
- differentiate paper and board covers for all major grades (graphic, packaging, tissue, specialties)

**Target group**  
Maintenance, Operator, Automation

**Training section**  
Paper production

  
Level 1

  
E-Learning

# Paper mill introduction

## Papermaking process

After this course you will be able to

- understand how a present-day paper mill operates

**Target group**  
Maintenance, Operator, Automation

**Training section**  
Paper production

  
Level 1

  
E-Learning

# Overview stock preparation

## Stock preparation

After this course you will be able to

- understand the general processes in the stock preparation

**Target group**  
Maintenance, Operator, Automation

**Training section**  
Paper production

  
Level 1

  
E-Learning

# Raw material handling

## Stock preparation

After this course you will be able to

- define the purpose of material handling within the pulp and paper industry

**Target group**  
Operator

**Training section**  
Paper production

  
Level 1

  
E-Learning

# Refining

## Stock preparation

After this course you will be able to

- understand what a refiner is and its purpose within a paper mill

**Target group**  
Operator

**Training section**  
Paper production

  
Level 1

  
E-Learning

# Pulping


## Stock preparation

After this course you will be able to

- understand the basic process of pulping
- introduce the different types of pulpers associated

**Target group**  
Operator

**Training section**  
Paper production



Level 1



E-Learning

# Thickening


## Stock preparation

After this course you will be able to

- introduce the dewatering process within papermaking

**Target group**  
Operator

**Training section**  
Paper production



Level 1



E-Learning

# Cleaning

## Stock preparation

After this course you will be able to

- give an overview of all cleaning stages within the papermaking process

**Target group**  
Operator

**Training section**  
Paper production



Level 1



E-Learning

# OCC systems

## Stock preparation

After this course you will be able to

- give an overview of the OCC systems

**Target group**  
Maintenance, Operator, Automation

**Training section**  
Paper production



Level 1



E-Learning

# Screening

## Stock preparation

After this course you will be able to

- explain the purpose of screening

**Target group**  
Operator

**Training section**  
Paper production



Level 1



E-Learning

# Dispersion

## Stock preparation

After this course you will be able to


- understand the dispersion in the papermaking process

**Target group**  
Operator

**Training section**  
Paper production



Level 1



E-Learning



# Flotation

## Stock preparation

- After this course you will be able to
- develop an understanding of the process of cleaning and bleaching of recovered paper
  - understand that the resulting fibers can be used to make tissue products

**Target group**  
Operator

**Training section**  
Paper production

  
Level 1

  
E-Learning

# Approach flow system overview

## Approach flow system

- After this course you will be able to
- have a generalized overview of the approach flow, fiber recovery and broke
  - understand the wet end process

**Target group**  
Operator

**Training section**  
Paper production

  
Level 1

  
E-Learning

# Winder

## Finishing

- After this course you will be able to
- understand basics of paper machine winder systems and the winding process

**Target group**  
Maintenance, Operator, Automation

**Training section**  
Paper production

  
Level 1

  
E-Learning


# Automation overview

## Automation

- After this course you will be able to
- have a basic understanding of the automations systems of a paper mill
  - identify the main automation products and devices

**Target group**  
Maintenance, Operator, Automation

**Training section**  
Paper production

  
Level 1

  
E-Learning

# Scanner

## Automation

- After this course you will be able to
- understand the basic functions of a scanner
  - identify the scanner components
  - describe the benefits

**Target group**  
Automation

**Training section**  
Paper production

  
Level 1

  
E-Learning

# Ash measurement

## Automation

- After this course you will be able to
- understand the principles of ash measurement
  - name the sensor parts

**Target group**  
Automation

**Training section**  
Paper production

  
Level 1

  
E-Learning

# Nemesys sensors global parts Automation

After this course you will be able to

- gain insights into the global parts of sensors

**Target group**  
Automation

**Training section**  
Paper production



Level 1



E-Learning

# OnQ ModuleJet Automation

After this course you will be able to

- understand the basics and functionality of OnQ ModuleJet
- identify the OnQ ModuleJet components
- describe the benefits

**Target group**  
Automation

**Training section**  
Paper production



Level 1



E-Learning

# OnQ ModuleNip Automation

After this course you will be able to

- understand the basics and functionality of OnQ ModuleNip
- identify the OnQ ModuleNip components
- describe the benefits

**Target group**  
Automation

**Training section**  
Paper production



Level 1



E-Learning

# OnQ ModulePro Automation

After this course you will be able to

- understand the basics and functionality of OnQ ModulePro
- identify the OnQ ModulePro components
- describe the benefits

**Target group**  
Automation

**Training section**  
Paper production



Level 1



E-Learning

# OnQ ModuleSteam Automation

After this course you will be able to

- understand the basics and functionality of OnQ ModuleSteam
- identify the OnQ ModuleSteam components
- describe the benefits

**Target group**  
Automation

**Training section**  
Paper production



Level 1



E-Learning

# OnQ ModuleCoat Automation

After this course you will be able to

- understand the basics and functionality of OnQ ModuleCoat
- identify the OnQ ModuleCoat components
- describe the benefits

**Target group**  
Automation

**Training section**  
Paper production



Level 1



E-Learning



# Cyber security

## Digital

After this course you will be able to

- understand the basics for cyber security
- secure product lifecycle
- secure operation and maintenance

**Target group**  
Maintenance, Operator, Automation

**Training section**  
Safety



Level 2



E-Learning

# Wet end process

## Papermaking process

After this course you will be able to

- explain the function of the main components of the wet end process and their installation (refining, stock dilution, deaeration, cleaning and screening)
- explain where the parts are physically located in the machine
- recall the main tasks in wet end process

**Target group**  
Maintenance, Operator, Automation

**Training section**  
Paper production



Level 1



E-Learning

# Headbox

## Papermaking process

After this course you will be able to

- understand the purpose of the headbox key components
- have an overview of the main functions

**Target group**  
Maintenance, Operator, Automation

**Training section**  
Paper production



Level 1



E-Learning

# Headbox

## Papermaking process

After this course you will be able to

- explain the function of the main components of the headbox and their installation
- explain where the parts are physically located in the machine
- recall the main tasks in the headbox

**Target group**  
(Maintenance), Operator

**Training section**  
Paper production



Level 2



E-Learning

# Former

## Papermaking process

After this course you will be able to

- explain the purpose of the forming section, fundamentals, and components found

**Target group**  
Maintenance, Operator, Automation

**Training section**  
Paper production



Level 1



E-Learning

# Former

## Papermaking process

After this course you will be able to

- explain the function of the main components of the forming section and their installation
- explain where the parts are physically located in the machine
- recall the main tasks in the forming section

**Target group**  
(Maintenance), Operator

**Training section**  
Paper production



Level 2



E-Learning

# Press

## Papermaking process

After this course you will be able to

- explain the basics and principles of the press section

**Target group**  
Maintenance, Operator, Automation

**Training section**  
Paper production

★  
Level 1

  
E-Learning

# Press

## Papermaking process

After this course you will be able to

- explain the function of the main components of the press section and their installation
- explain where the parts are physically located in the machine
- recall the main tasks in the press section

**Target group**  
(Maintenance), Operator

**Training section**  
Paper production

★★  
Level 2

  
E-Learning

# Dryer section

## Papermaking process

After this course you will be able to

- give an overview of the dryer section and the role it has during the papermaking process

**Target group**  
Maintenance, Operator, Automation

**Training section**  
Paper production

★  
Level 1

  
E-Learning

# Dryer section

## Papermaking process

After this course you will be able to

- explain the function of the main components of the dryer section and their installation
- explain where the parts are physically located in the machine
- recall the main tasks in the dryer section
- describe issues from the steam and condensate system

**Target group**  
(Maintenance), Operator

**Training section**  
Paper production

★★  
Level 2

  
E-Learning

# Calender

## Papermaking process

After this course you will be able to

- understand what a calender is and why it is used
- explain the influencing factors during the process

**Target group**  
Maintenance, Operator, Automation

**Training section**  
Paper production

★  
Level 1

  
E-Learning

# Calender

## Papermaking process

After this course you will be able to

- explain the function of the main components of the calender section and their installation
- explain where the parts are physically located in the machine
- recall the main tasks in the calender section

**Target group**  
(Maintenance), Operator

**Training section**  
Paper production

★★  
Level 2

  
E-Learning



# Sizing & Coating

## Papermaking process

After this course you will be able to

- understand what sizing and coating is and the processes involved

**Target group**  
Maintenance, Operator, Automation

**Training section**  
Paper production

  
Level 1

  
E-Learning

# Film coating (SpeedSizer)

## Papermaking process

After this course you will be able to

- explain the principle of the film coating
- explain the difference between smooth and profiled rods
- recall the main tasks in sizing and coating modes
- analyse the most common issues for the operation of the film coater

**Target group**  
Maintenance, Operator

**Training section**  
Paper production

  
Level 2

  
E-Learning

# Blase coating (DynaCoat)

## Papermaking process

After this course you will be able to

- explain the principle of the blade coating
- recall the main tasks in coating modes
- analyse the most common issues for the operation of the blade coater
- recall measures of safe operation and troubleshooting

**Target group**  
Maintenance, Operator

**Training section**  
Paper production

  
Level 2

  
E-Learning

# Reel

## Papermaking process

After this course you will be able to

- understand what a reel is and its function on the paper machine

**Target group**  
Maintenance, Operator, Automation

**Training section**  
Paper production

  
Level 1

  
E-Learning

# Reel

## Papermaking process

After this course you will be able to

- explain the function of the main components of the reel and their installation
- explain where the parts are physically located in the machine
- recall the main tasks in reel

**Target group**  
(Maintenance), Operator

**Training section**  
Paper production

  
Level 2

  
E-Learning

# Tail threading system

## Papermaking process

After this course you will be able to

- have an overview of what threading is and the purpose it serves in the production of papermaking

**Target group**  
Maintenance, Operator, Automation

**Training section**  
Paper production

  
Level 1

  
E-Learning



# Tail threading system

## Papermaking process

- After this course you will be able to
- explain ropeless tail threading or in rope system
  - analyse production disturbances
  - recall measures of safe operation and troubleshooting

**Target group**  
Operator

**Training section**  
Paper production

★★

Level 2



E-Learning

# Winder VariFlex

## Papermaking process

- After this course you will be able to
- understand the basics of paper machine winder systems and the winding process

**Target group**  
Maintenance, Operator, Automation

**Training section**  
Paper production

★

Level 1



E-Learning

# Winder VariFlex

## Papermaking process

- After this course you will be able to
- explain the function of the main components
  - explain where the parts are physically located in the machine
  - recall the main tasks

**Target group**  
(Maintenance), Operator

**Training section**  
Paper production

★★

Level 2



E-Learning

# Hands-On





# ProSafe rescue

## Papermaking process


After this course you will be able to

- understand and experience first-hand assembly and use of the bailout (duplication / rep)
- complete the challenging task of freeing a person from the cylinder yourself

**Target group**  
Maintenance, Operator

**Training section**  
Safety

★★  
Level 2

  
Hands-On

# Hydraulic

## For auxiliaries


After this course you will be able to

- understand basics in hydraulics
- reading of Voith Paper plans

**Target group**  
Operator

**Training section**  
Maintenance

★  
Level 1

  
Hands-On

# Pneumatic

## For auxiliaries

After this course you will be able to

- understand basics in pneumatics
- reading of Voith Paper plans

**Target group**  
Operator

**Training section**  
Paper production

★  
Level 1

  
Hands-On

# Headbox

## Papermaking process

After this course you will be able to

- explain the function of the dilution system
- describe the influences of the paper quality within the headbox
- analyse common problems in paper quality
- recall recommendations of troubleshooting
- recall measures for safe operation

**Target group**  
Operator

**Training section**  
Paper production

★★★  
Level 3

  
Hands-On







# Virtual Reality

## Exploration winder Finishing

After this course you will be able to

- identify details and components of winders

**Target group**  
Maintenance, Operator, Automation

**Training section**  
Paper production

★★  
Level 2

  
Virtual Reality

## Safety training Papermaking process

After this course you will be able to

- execute every step of a reliable and fast exchange of a screen basket
- avoid damages of screen baskets
- optimize the exchange process

**Target group**  
Maintenance, Operator, Automation

**Training section**  
Safety

★★  
Level 2

  
Virtual Reality

## QualiFlex sleeve exchange For equipment

After this course you will be able to

- drap, deinstall and install NipcoFlex sleeves
- prevent damages to sleeves during installation

**Target group**  
Maintenance, Operator

**Training section**  
Maintenance

★★  
Level 2

  
Virtual Reality



# Basket exchange

## For equipment

- After this course you will be able to
- identify safety issues during a basic maintenance task
  - be aware of obvious and hidden safety issues
  - notify unsecure behaviour

**Target group**  
Maintenance, Operator

**Training section**  
Maintenance

★★

Level 2



Virtual Reality

# Winder slitler exchange

## For equipment

- After this course you will be able to
- exchange the slitler in a fast and efficient way
  - be aware of the safety topics

**Target group**  
Maintenance, Operator

**Training section**  
Maintenance

★★

Level 2



Virtual Reality

# Winder guide roll exchange

## For equipment

- After this course you will be able to
- execute a guide roll exchange in all relevant positions in an efficient and safe way
  - explain the main steps and trains including the required HSE topics

**Target group**  
Maintenance, Operator

**Training section**  
Maintenance

★★

Level 2



Virtual Reality

# Winder spreader roll exchange

## For equipment

- After this course you will be able to
- exchange the spreader rolls
  - improve efficiency in understanding and comprehending by looking and experiencing complex processes

**Target group**  
Maintenance, Operator

**Training section**  
Maintenance

★★

Level 2



Virtual Reality





# Glossary

Training area	Page
Approach flow system	16
Automation	17 – 19
Digital	20
Finishing	16
For auxiliaries	28
For equipment	31 – 33
General	5 – 6
Papermaking process	5, 7 – 12, 20 – 29, 31
Stock preparation	13 – 16



Voith Group  
St. Poeltener Str. 43  
89522 Heidenheim, Germany

Contact:  
Phone +49 7321 37-3333  
[papermakingacademy@voith.com](mailto:papermakingacademy@voith.com)  
[www.voith.com/papermakingacademy](http://www.voith.com/papermakingacademy)



**VOITH**